

Signify Classified - Internal
Cooper Lighting Solutions Photometric Lab
1121 Highway 74 South
Peachtree City, GA 30269



Scaled data based on original data using
LM-79-08 Approved Method: Electrical and Photometric Measurements of Solid-
State Lighting Products

Test Report Prepared for
Cooper Lighting Solutions
(formerly Eaton)

Brand: INVUE

Report Number: P870646

Luminaire Tested: **EMM2-HTN-SA2C-840-U-T2R**

Issue Date: 09/05/2024



Test Information

Test Method: LM-79-08
Report Number: P870646
Test Lab: INNOVATION CENTER(G3)
Issue Date: 09/05/2024
Manufacturer: COOPER LIGHTING SOLUTIONS (FORMERLY EATON)
Product Line: INVUE
Catalog Number: EMM2-HTN-SA2C-840-U-T2R
Description: EPIC MODERN TALL HOUSING DISCRETE LED ARRAYS 120W 80CRI 4000K
FIXTURE w/ TYPE II ROADWAY DISTRIBUTION OPTIC
Light Source: (20) 4000K CCT, 80 CRI LEDS
Ballast/Driver: ELECTRONIC DRIVER

Summary

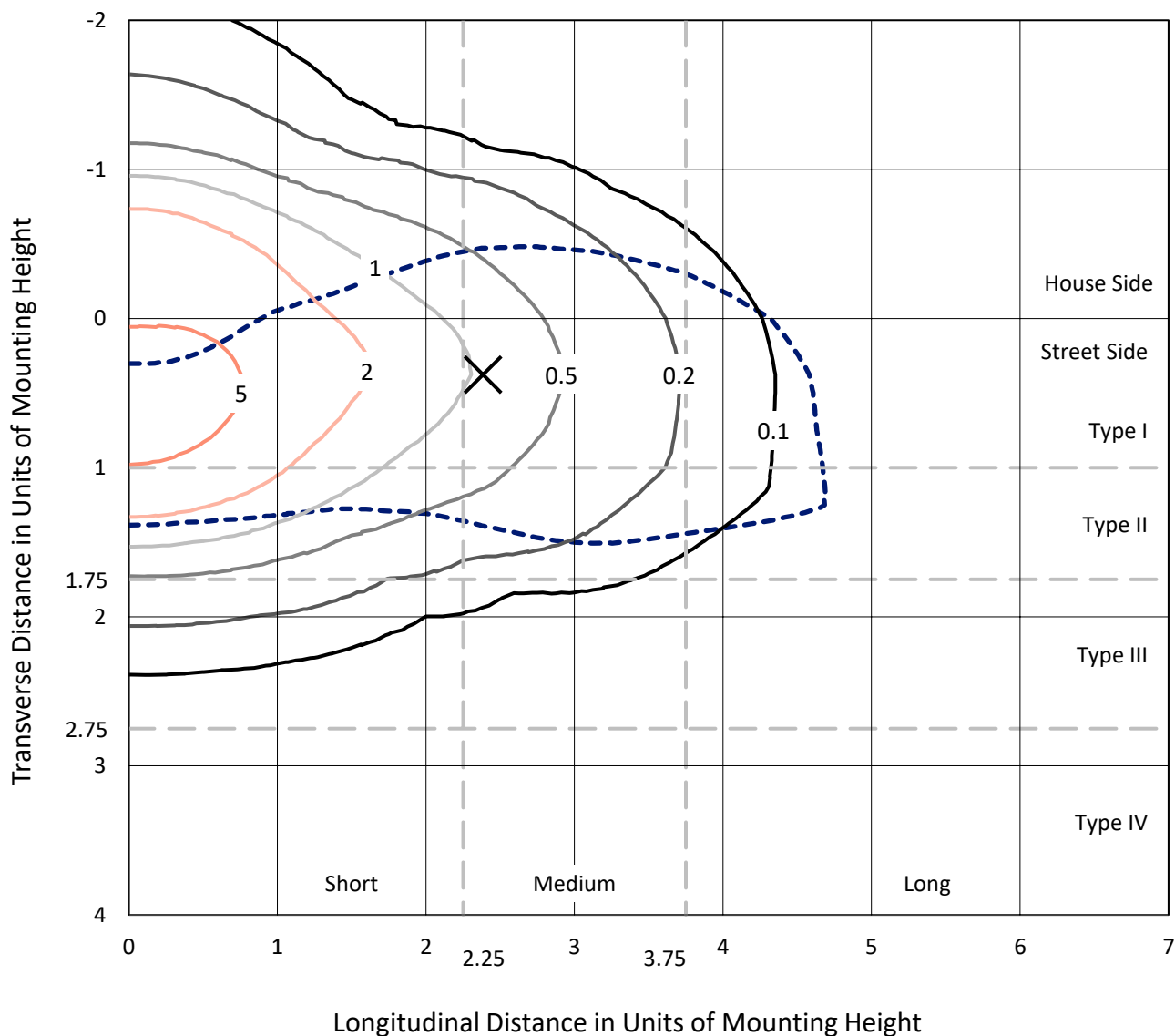
Lumens per Lamp: N/A
Luminaire Lumens: 13130.6 lumens
Efficiency: N/A
Efficacy: 130.0 lumens/watt
Luminous Opening: Rectangular (W 0.67' x L: 0.33' x H: 0')
IES Classification: Type II - Medium
BUG Rating: B3 - U0 - G3

Input Watts (W): 101
Input Voltage (V): 120
Input Current (A_{in}): NR
Voltage Rise (V): NR
Power Factor: 0.99
Total Harmonic Distortion (THDi): 9.45%
Frequency (hertz): 60
Stabilization Time: NR
Operation Time: NR
Ambient Temperature (°C): NR
Test Distance: 24 FT

REPORT NUMBER: P870646
 CATALOG NUMBER: EMM2-HTN-SA2C-840-U-T2R

Iso-Footcandle Lines of Horizontal Illumination

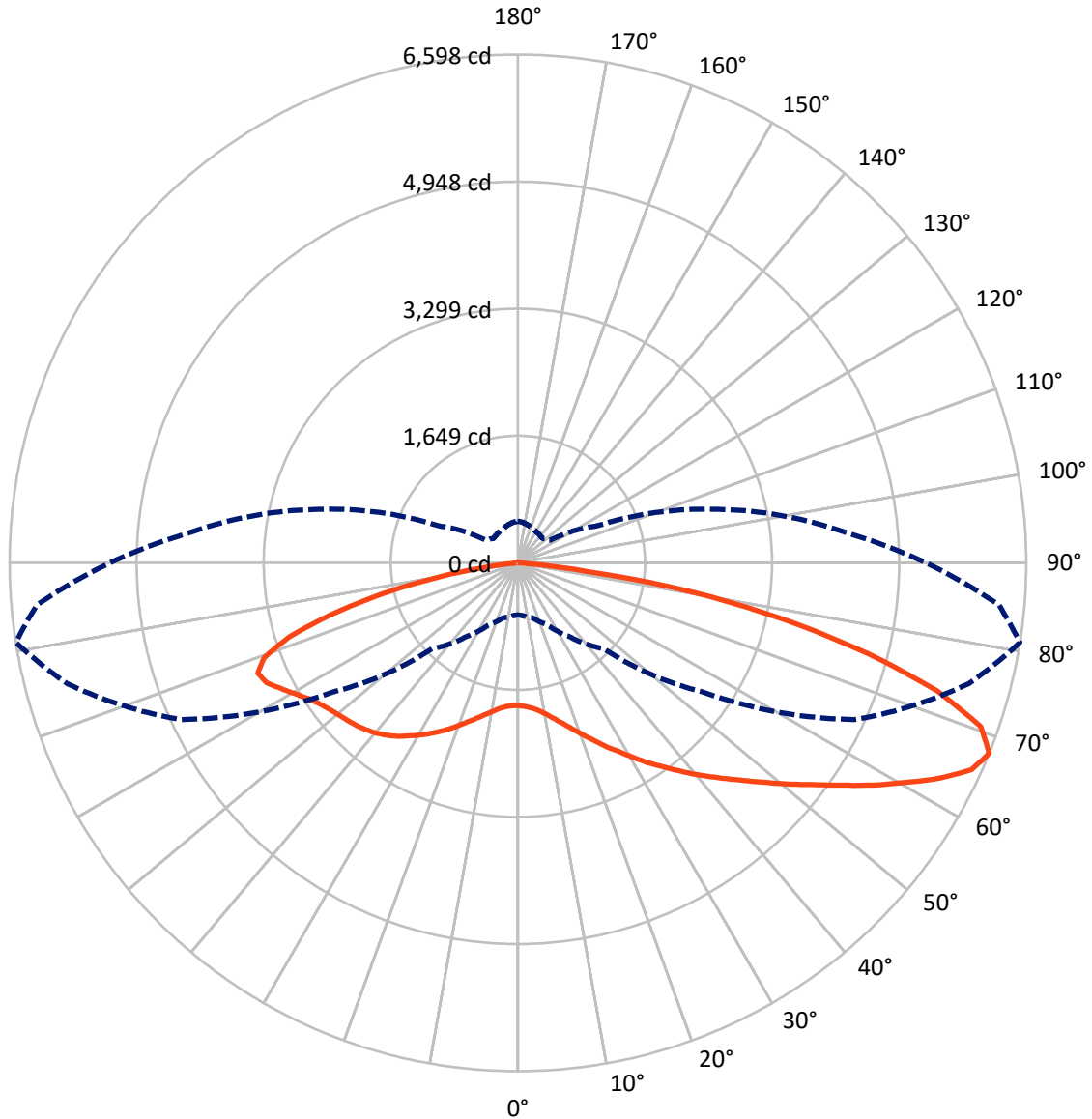
× Max cd
 - - - 1/2 Max cd



Based on 20 foot mounting height. Maximum calculated value = 8.4 fc
 Type II - Medium - N/A

REPORT NUMBER: P870646
CATALOG NUMBER: EMM2-HTN-SA2C-840-U-T2R

Luminous Intensity Polar Plot



— Vertical Plane Through 81-Deg Lateral - - - Horizontal Cone Through 67.5-Deg Vertical

REPORT NUMBER: P870646
 CATALOG NUMBER: EMM2-HTN-SA2C-840-U-T2R

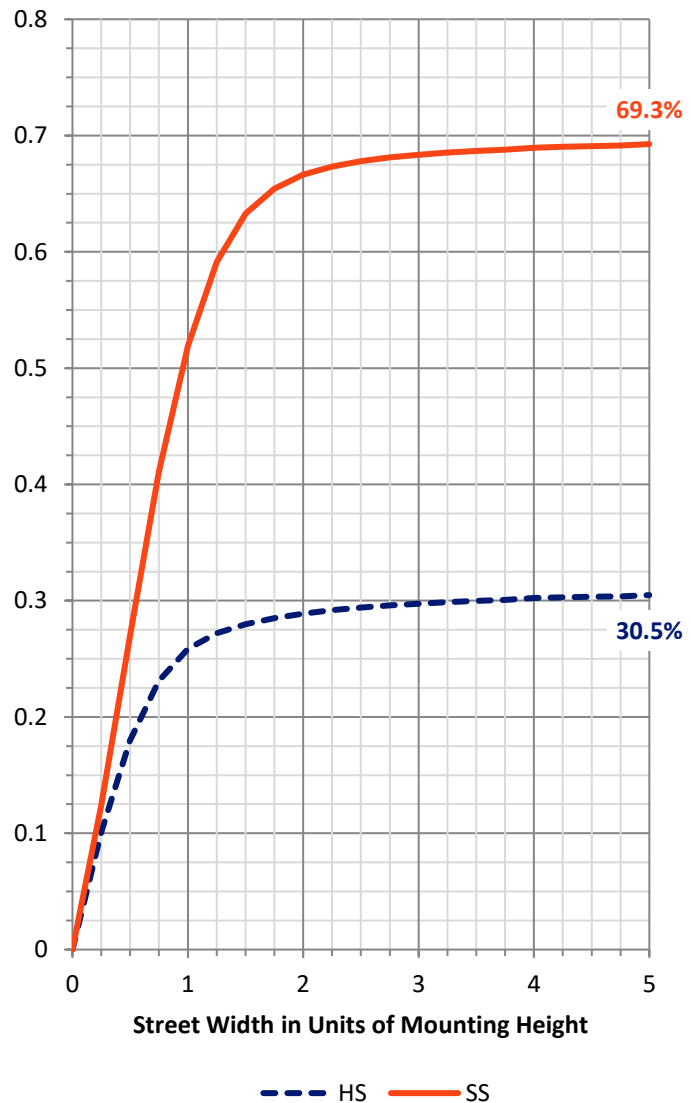
FLUX DISTRIBUTION:

		Downward	Upward	Total
House Side	Lumens	4023.5	0.0	4023.5
	% Fixture	30.6	0.0	30.6
Street Side	Lumens	9107.1	0.0	9107.1
	% Fixture	69.4	0.0	69.4
Total	Lumens	13130.6	0.0	13130.6
	% Fixture	100.0	0.0	100.0

Coefficient of Utilization

ZONAL LUMENS:

Zone	Lumens	% Fixture
0°-10°	189.0	1.4
10°-20°	671.1	5.1
20°-30°	1336.5	10.2
30°-40°	2099.7	16.0
40°-50°	2604.1	19.8
50°-60°	2545.6	19.4
60°-70°	2140.7	16.3
70°-80°	1360.2	10.4
80°-90°	183.6	1.4
90°-100°	0.0	0.0
100°-110°	0.0	0.0
110°-120°	0.0	0.0
120°-130°	0.0	0.0
130°-140°	0.0	0.0
140°-150°	0.0	0.0
150°-160°	0.0	0.0
160°-170°	0.0	0.0
170°-180°	0.0	0.0
0°-90°	13130.6	100.0
0°-180°	13130.6	100.0

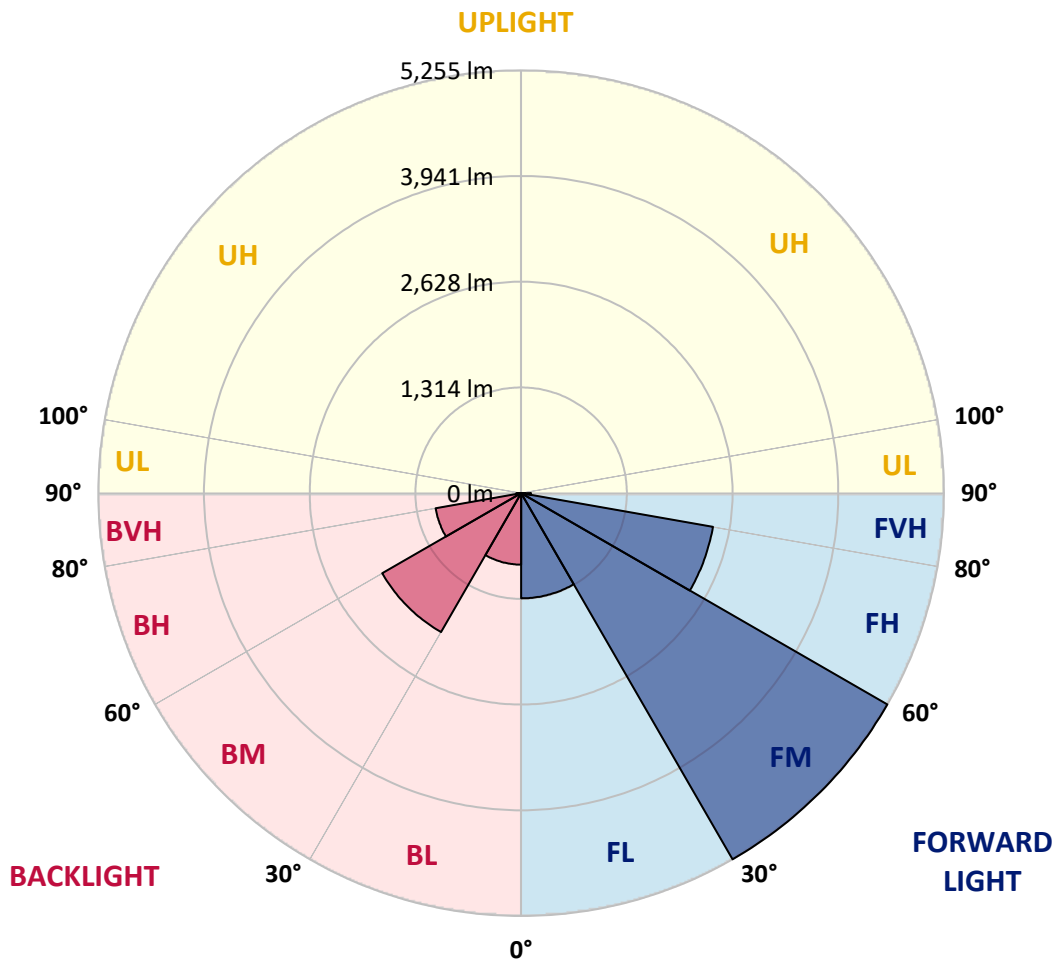


REPORT NUMBER: P870646
 CATALOG NUMBER: EMM2-HTN-SA2C-840-U-T2R

LUMINAIRE CLASSIFICATION SYSTEM LUMEN TABLE AND BUG RATING:

Zone	Lumens	% Fixture	Zone Rating/Lumen Limit		
			B	U	G
FL (0°-30°)	1307.9	10.0			
FM (30°-60°)	5255.3	40.0			
FH (60°-80°)	2420.9	18.4			G2/5000
FVH (80°-90°)	123.0	0.9			G2/225
BL (0°-30°)	888.7	6.8	B2/1000		
BM (30°-60°)	1994.2	15.2	B2/2500		
BH (60°-80°)	1080.1	8.2	B3/2500		G3/2500
BVH (80°-90°)	60.6	0.5			G1/100
UL (90°-100°)	0.0	0.0		U0/0	
UH (100°-180°)	0.0	0.0		U0/0	

BUG Rating: B3-U0-G3
 Type II Medium





REPORT NUMBER: P870646

CATALOG NUMBER: EMM2-HTN-SA2C-840-U-T2R

CANDELA DISTRIBUTION (FULL):

	0°	5°	15°	25°	35°	45°	55°	65°	75°	81°	85°
0°	1853.8	1853.8	1853.8	1853.8	1853.8	1853.8	1853.8	1853.8	1853.8	1853.8	1853.8
2.5°	1918.9	1916.3	1916.3	1895.5	1895.5	1890.3	1892.9	1877.2	1869.4	1866.8	1864.2
5°	2056.9	2056.9	2041.3	2028.3	2002.2	1978.8	1958.0	1926.7	1903.3	1892.9	1885.1
7.5°	2265.2	2249.6	2244.4	2205.3	2150.6	2103.8	2062.1	1994.4	1950.1	1934.5	1924.1
10°	2520.3	2499.5	2460.5	2416.2	2345.9	2275.6	2192.3	2101.2	2028.3	1997.0	1984.0
12.5°	2783.3	2754.7	2700.0	2658.3	2567.2	2460.5	2343.3	2218.3	2116.8	2072.5	2049.1
15°	3072.3	3056.7	2991.6	2908.3	2801.5	2650.5	2504.7	2351.1	2220.9	2158.4	2119.4
17.5°	3384.8	3361.3	3291.0	3189.5	3038.5	2858.8	2689.6	2491.7	2340.7	2260.0	2215.7
20°	3692.0	3686.8	3582.6	3486.3	3309.3	3085.3	2866.6	2658.3	2468.3	2374.5	2317.3
22.5°	4035.7	4001.8	3910.7	3775.3	3564.4	3358.7	3101.0	2830.2	2606.3	2496.9	2431.8
25°	4392.4	4389.8	4277.8	4111.2	3863.8	3603.5	3324.9	3025.5	2770.3	2637.5	2551.6
27.5°	4835.0	4801.2	4658.0	4467.9	4181.5	3882.1	3559.2	3228.5	2926.5	2767.7	2663.5
30°	5222.9	5212.5	5051.1	4837.6	4517.4	4160.7	3811.8	3457.7	3111.4	2923.9	2809.4
32.5°	5538.0	5525.0	5387.0	5173.5	4829.8	4460.1	4059.1	3673.8	3296.2	3093.2	2942.1
35°	5801.0	5780.1	5636.9	5423.4	5126.6	4751.7	4324.7	3900.3	3499.3	3252.0	3108.8
37.5°	5905.1	5886.9	5769.7	5592.7	5319.3	4975.6	4564.2	4150.2	3702.4	3431.6	3270.2
40°	5866.0	5855.6	5772.3	5649.9	5441.7	5155.3	4793.3	4410.6	3931.5	3621.7	3429.0
42.5°	5681.2	5681.2	5629.1	5566.6	5462.5	5256.8	4996.4	4660.6	4152.8	3811.8	3580.0
45°	5420.8	5410.4	5392.2	5368.8	5353.1	5275.0	5129.2	4876.7	4397.6	4020.1	3762.3
47.5°	5074.5	5082.3	5069.3	5079.7	5144.8	5194.3	5186.5	5077.1	4647.5	4249.2	3941.9
50°	4530.4	4566.8	4608.5	4730.9	4863.6	5001.6	5129.2	5220.3	4941.7	4509.5	4150.2
52.5°	3856.0	3871.6	3983.6	4272.6	4556.4	4738.7	4980.8	5285.4	5202.1	4780.3	4395.0
55°	3025.5	3054.1	3223.3	3632.1	4137.2	4486.1	4769.9	5256.8	5467.7	5090.2	4681.4
57.5°	2168.9	2187.1	2457.9	2879.6	3538.4	4124.2	4530.4	5142.2	5681.2	5441.7	4975.6
60°	1541.4	1575.2	1749.7	2161.0	2793.7	3624.3	4311.7	4975.6	5879.1	5785.3	5360.9
62.5°	1137.8	1156.0	1278.4	1577.8	2098.6	2942.1	4027.9	4853.2	6009.3	6155.1	5746.3
65°	856.6	864.4	947.7	1153.4	1570.0	2168.9	3580.0	4829.8	6082.2	6470.1	6087.4
67.5°	674.3	687.4	739.4	880.0	1169.0	1577.8	2916.1	4814.2	6056.1	6597.7	6267.0
70°	567.6	570.2	609.3	687.4	874.8	1135.2	2179.3	4579.8	5910.3	6373.8	6100.4
72.5°	492.1	492.1	510.3	572.8	703.0	859.2	1484.1	4020.1	5540.6	5694.2	5522.4
75°	398.4	395.8	427.0	486.9	565.0	661.3	997.2	3043.7	4764.7	4686.6	4546.0
77.5°	346.3	343.7	369.7	421.8	466.1	528.5	682.2	1976.2	3749.3	3514.9	3426.4
80°	296.8	289.0	309.8	359.3	382.7	411.4	471.3	1150.8	2450.0	2304.2	2197.5
82.5°	223.9	205.7	200.5	242.1	257.8	239.5	239.5	403.6	890.5	898.3	830.6
85°	18.2	20.8	26.0	31.2	44.3	49.5	52.1	85.9	132.8	127.6	130.2
87.5°	2.6	2.6	2.6	5.2	5.2	7.8	7.8	7.8	10.4	10.4	10.4
90°	0.0	0.0	0.0	0.0	0.0	0.0	0.0	0.0	0.0	0.0	0.0



REPORT NUMBER: P870646

CATALOG NUMBER: EMM2-HTN-SA2C-840-U-T2R

CANDELA DISTRIBUTION (continued):

	90°	95°	105°	115°	125°	135°	145°	155°	165°	175°	180°
0°	1853.8	1853.8	1853.8	1853.8	1853.8	1853.8	1853.8	1853.8	1853.8	1853.8	1853.8
2.5°	1861.6	1856.4	1851.2	1851.2	1851.2	1846.0	1843.4	1843.4	1840.8	1833.0	1830.4
5°	1879.8	1872.0	1864.2	1864.2	1864.2	1861.6	1859.0	1861.6	1859.0	1851.2	1848.6
7.5°	1916.3	1905.9	1895.5	1895.5	1900.7	1898.1	1898.1	1900.7	1898.1	1890.3	1887.7
10°	1968.4	1952.7	1947.5	1947.5	1952.7	1950.1	1947.5	1947.5	1944.9	1931.9	1937.1
12.5°	2025.6	2010.0	2004.8	2007.4	2004.8	1999.6	2002.2	1994.4	1991.8	1971.0	1968.4
15°	2098.6	2080.3	2069.9	2072.5	2064.7	2054.3	2043.9	2038.7	2028.3	2010.0	2004.8
17.5°	2181.9	2153.2	2140.2	2140.2	2124.6	2103.8	2088.1	2072.5	2056.9	2036.1	2030.9
20°	2262.6	2236.5	2215.7	2210.5	2179.3	2145.4	2116.8	2090.7	2072.5	2049.1	2043.9
22.5°	2364.1	2327.7	2299.0	2275.6	2228.7	2174.1	2129.8	2093.3	2067.3	2041.3	2033.5
25°	2470.9	2418.8	2371.9	2327.7	2262.6	2184.5	2122.0	2069.9	2036.1	2007.4	2002.2
27.5°	2577.6	2509.9	2442.2	2371.9	2273.0	2171.5	2082.9	2020.4	1976.2	1939.7	1934.5
30°	2692.2	2608.9	2502.1	2400.6	2270.4	2137.6	2025.6	1937.1	1885.1	1843.4	1838.2
32.5°	2809.4	2705.2	2559.4	2421.4	2257.4	2088.1	1942.3	1848.6	1783.5	1736.6	1723.6
35°	2939.5	2812.0	2611.5	2429.2	2220.9	2015.2	1853.8	1736.6	1661.1	1614.3	1603.9
37.5°	3072.3	2910.9	2645.3	2424.0	2168.9	1929.3	1739.2	1619.5	1531.0	1465.9	1455.4
40°	3207.7	3002.0	2666.1	2398.0	2095.9	1822.6	1632.5	1486.7	1359.1	1299.2	1270.6
42.5°	3332.7	3085.3	2676.6	2361.5	2015.2	1710.6	1491.9	1301.8	1182.1	1117.0	1130.0
45°	3462.9	3163.4	2679.2	2317.3	1908.5	1567.4	1314.8	1137.8	1018.0	968.6	963.4
47.5°	3574.8	3228.5	2674.0	2254.8	1788.7	1403.4	1130.0	960.8	872.2	825.4	820.2
50°	3723.2	3301.4	2666.1	2181.9	1632.5	1215.9	958.1	820.2	739.4	703.0	700.4
52.5°	3871.6	3382.2	2660.9	2080.3	1468.5	1038.9	801.9	692.6	637.9	619.7	614.5
55°	4066.9	3481.1	2663.5	1963.2	1281.0	856.6	679.6	604.0	575.4	567.6	567.6
57.5°	4290.8	3608.7	2679.2	1833.0	1085.7	708.2	591.0	557.2	554.6	559.8	562.4
60°	4561.6	3777.9	2710.4	1697.6	906.1	598.8	539.0	536.4	544.2	562.4	567.6
62.5°	4866.2	3962.8	2749.5	1520.5	734.2	525.9	510.3	520.7	531.1	552.0	554.6
65°	5134.4	4171.1	2772.9	1351.3	614.5	484.3	492.1	497.3	523.3	552.0	552.0
67.5°	5295.8	4322.1	2684.4	1137.8	512.9	447.8	463.5	479.1	507.7	533.8	539.0
70°	5241.2	4272.6	2382.4	882.6	434.8	414.0	432.2	455.6	484.3	515.5	531.1
72.5°	4861.0	3921.1	1934.5	643.1	377.5	382.7	406.2	437.4	463.5	497.3	518.1
75°	4064.3	3272.8	1395.6	463.5	330.7	351.5	387.9	414.0	432.2	440.0	442.6
77.5°	3085.3	2405.8	950.3	346.3	286.4	315.0	354.1	382.7	387.9	393.2	398.4
80°	2015.2	1531.0	536.4	242.1	218.7	257.8	289.0	320.3	309.8	325.5	330.7
82.5°	851.4	669.1	244.7	119.8	101.5	109.4	117.2	104.1	96.3	96.3	83.3
85°	112.0	85.9	36.5	15.6	13.0	7.8	7.8	7.8	5.2	5.2	5.2
87.5°	10.4	10.4	7.8	7.8	5.2	5.2	2.6	5.2	2.6	2.6	2.6
90°	0.0	0.0	0.0	0.0	0.0	0.0	0.0	0.0	0.0	0.0	0.0

Cooper Lighting Solutions Photometric Lab
1121 Highway 74 South
Peachtree City, GA 30269



LM-79-2019: Approved Method: Electrical and Photometric Measurements of Solid-State Lighting Products

Report Prepared for

Cooper Lighting Solutions

Streetworks

Report Number: SP1-2407-157-8

Test Date: 09/05/2024

Luminaire Tested: MEM2-HTN-SA-40-840-U-5WQ

Data in this report applies to families of products including MEM2-HTN-SA-40-840-U-5WQ

Test Information

Test Method: LM-79-2019
 Report Number: SP1-2407-157-8
 Test Lab: COOPER LIGHTING SOLUTIONS
 Photometer: SP1 - 76IN SPHERE
 Measurement Geometry: 4π
 Issue Date: 09/05/2024
 Manufacturer: COOPER LIGHTING SOLUTIONS
 Product Line: Streetworks
 Catalog Number: **MEM2-HTN-SA-40-840-U-5WQ**
 Description: Epic Modern Light Square 40W 5WQ Optic

Spectral Parameters

CCT (K): 3996
 CIE u': 0.2245
 CIE v': 0.5031
 Duv: 0.0012
 CIE x: 0.3815
 CIE y: 0.3799
 CIE z: 0.2386
 Peak Wavelength (nm): 449
 Dominant Wavelength (nm): 578
 Purity: 28.49233
 Rf: 82.6
 Rg: 95.1

CRI (Ra):	80.6		
R1:	78.1	R9:	-5.8
R2:	87.1	R10:	70.3
R3:	94.5	R11:	78.7
R4:	79.7	R12:	60.5
R5:	78.7	R13:	80.2
R6:	82.7	R14:	97.2
R7:	84.3	R15:	70.6
R8:	59.5		



Test Conditions

Stabilization Time: 29M
 Operation Time: 1H 29M
 Sphere Temperature (°C): 24.3

REPORT NUMBER: SP1-2407-157-8

Measurement and Test Equipment			
Instrument	Identification Number	Calibration Date	Calibration Due Date
Photometer	IN0058	6/18/2024	12/18/2024
Power Meter	INXT2011004	2/8/2024	2/8/2025
AC Power Source	IN0063	10/24/2023	10/24/2024
DC Power Source	IN0208	10/24/2023	10/24/2024
Sphere Thermometer	IN0085	10/24/2023	10/24/2024
Room Thermometer	IN0046	10/24/2023	10/24/2024

REPORT NUMBER: SP1-2407-157-8

CIE 1931 Chromaticity Diagram



CIE 1931 Chromaticity Diagram with 2017 ANSI 7-Step and 4-Step Quadrangles



CCT = 3996K
 CIE x = 0.3815
 CIE y = 0.3799
 Duv = 0.0012

Point lies inside the ANSI 4000K 4-step quadrangle

REPORT NUMBER: SP1-2407-157-8

Photopic Flux vs. Wavelength



Photopic Lumens: NR

λ (nm)	Power W [^] /nm	Lumens (ϕ /nm)	λ (nm)	Power W [^] /nm	Lumens (ϕ /nm)	λ (nm)	Power W [^] /nm	Lumens (ϕ /nm)	λ (nm)	Power W [^] /nm	Lumens (ϕ /nm)	λ (nm)	Power W [^] /nm	Lumens (ϕ /nm)
360	0	NR	490	289	NR	620	725	NR	750	17	NR	880	0	NR
365	0	NR	495	351	NR	625	673	NR	755	15	NR	885	0	NR
370	0	NR	500	414	NR	630	619	NR	760	13	NR	890	0	NR
375	0	NR	505	470	NR	635	562	NR	765	11	NR	895	0	NR
380	0	NR	510	513	NR	640	506	NR	770	9	NR	900	0	NR
385	0	NR	515	546	NR	645	452	NR	775	8	NR	905	0	NR
390	0	NR	520	571	NR	650	400	NR	780	7	NR	910	0	NR
395	1	NR	525	592	NR	655	352	NR	785	6	NR	915	0	NR
400	3	NR	530	606	NR	660	307	NR	790	5	NR	920	0	NR
405	6	NR	535	624	NR	665	267	NR	795	4	NR	925	0	NR
410	12	NR	540	642	NR	670	231	NR	800	4	NR	930	0	NR
415	22	NR	545	663	NR	675	199	NR	805	3	NR	935	0	NR
420	44	NR	550	686	NR	680	171	NR	810	3	NR	940	0	NR
425	83	NR	555	713	NR	685	146	NR	815	2	NR	945	0	NR
430	150	NR	560	745	NR	690	125	NR	820	2	NR	950	0	NR
435	267	NR	565	774	NR	695	106	NR	825	2	NR	955	0	NR
440	466	NR	570	806	NR	700	90	NR	830	1	NR	960	0	NR
445	804	NR	575	835	NR	705	76	NR	835	1	NR	965	0	NR
450	1000	NR	580	858	NR	710	65	NR	840	1	NR	970	0	NR
455	715	NR	585	875	NR	715	55	NR	845	1	NR	975	0	NR
460	492	NR	590	884	NR	720	47	NR	850	1	NR	980	0	NR
465	402	NR	595	880	NR	725	40	NR	855	1	NR	985	0	NR
470	288	NR	600	868	NR	730	34	NR	860	1	NR	990	0	NR
475	226	NR	605	844	NR	735	28	NR	865	1	NR	995	0	NR
480	227	NR	610	814	NR	740	24	NR	870	0	NR	1000	0	NR
485	248	NR	615	771	NR	745	20	NR	875	0	NR			

REPORT NUMBER: SP1-2407-157-8

Scotopic Flux vs. Wavelength



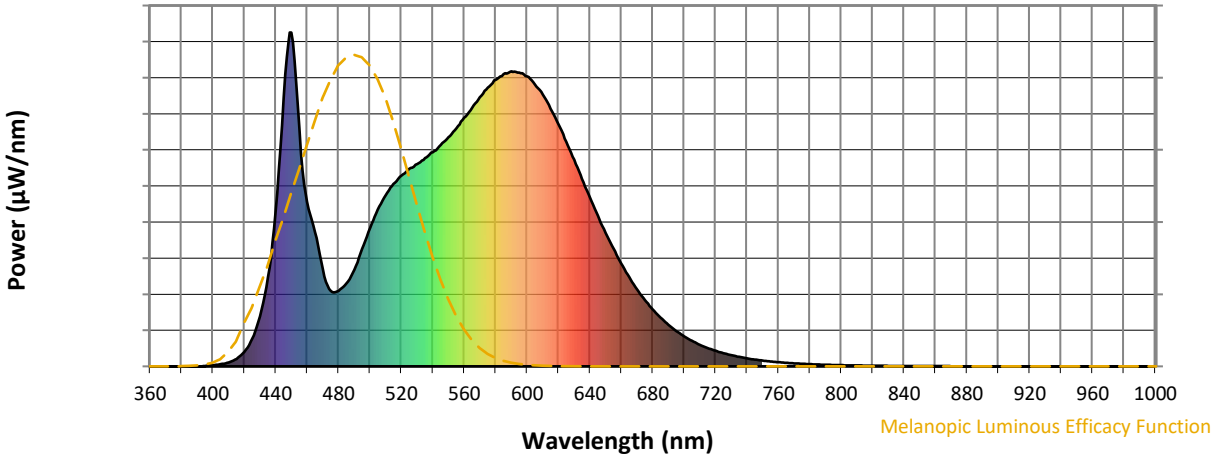
Scotopic Lumens: NR

S/P: 1.66

λ (nm)	Power W [^] /nm	Lumens (φ/nm)	λ (nm)	Power W [^] /nm	Lumens (φ/nm)	λ (nm)	Power W [^] /nm	Lumens (φ/nm)	λ (nm)	Power W [^] /nm	Lumens (φ/nm)	λ (nm)	Power W [^] /nm	Lumens (φ/nm)
360	0	NR	490	289	NR	620	725	NR	750	17	NR	880	0	NR
365	0	NR	495	351	NR	625	673	NR	755	15	NR	885	0	NR
370	0	NR	500	414	NR	630	619	NR	760	13	NR	890	0	NR
375	0	NR	505	470	NR	635	562	NR	765	11	NR	895	0	NR
380	0	NR	510	513	NR	640	506	NR	770	9	NR	900	0	NR
385	0	NR	515	546	NR	645	452	NR	775	8	NR	905	0	NR
390	0	NR	520	571	NR	650	400	NR	780	7	NR	910	0	NR
395	1	NR	525	592	NR	655	352	NR	785	6	NR	915	0	NR
400	3	NR	530	606	NR	660	307	NR	790	5	NR	920	0	NR
405	6	NR	535	624	NR	665	267	NR	795	4	NR	925	0	NR
410	12	NR	540	642	NR	670	231	NR	800	4	NR	930	0	NR
415	22	NR	545	663	NR	675	199	NR	805	3	NR	935	0	NR
420	44	NR	550	686	NR	680	171	NR	810	3	NR	940	0	NR
425	83	NR	555	713	NR	685	146	NR	815	2	NR	945	0	NR
430	150	NR	560	745	NR	690	125	NR	820	2	NR	950	0	NR
435	267	NR	565	774	NR	695	106	NR	825	2	NR	955	0	NR
440	466	NR	570	806	NR	700	90	NR	830	1	NR	960	0	NR
445	804	NR	575	835	NR	705	76	NR	835	1	NR	965	0	NR
450	1000	NR	580	858	NR	710	65	NR	840	1	NR	970	0	NR
455	715	NR	585	875	NR	715	55	NR	845	1	NR	975	0	NR
460	492	NR	590	884	NR	720	47	NR	850	1	NR	980	0	NR
465	402	NR	595	880	NR	725	40	NR	855	1	NR	985	0	NR
470	288	NR	600	868	NR	730	34	NR	860	1	NR	990	0	NR
475	226	NR	605	844	NR	735	28	NR	865	1	NR	995	0	NR
480	227	NR	610	814	NR	740	24	NR	870	0	NR	1000	0	NR
485	248	NR	615	771	NR	745	20	NR	875	0	NR			

REPORT NUMBER: SP1-2407-157-8

Melanopic Flux vs. Wavelength



Melanopic Lumens: NR

M/P: 3.37

λ (nm)	Power W [^] /nm	Lumens (φ/nm)	λ (nm)	Power W [^] /nm	Lumens (φ/nm)	λ (nm)	Power W [^] /nm	Lumens (φ/nm)	λ (nm)	Power W [^] /nm	Lumens (φ/nm)	λ (nm)	Power W [^] /nm	Lumens (φ/nm)
360	0	NR	490	289	NR	620	725	NR	750	17	NR	880	0	NR
365	0	NR	495	351	NR	625	673	NR	755	15	NR	885	0	NR
370	0	NR	500	414	NR	630	619	NR	760	13	NR	890	0	NR
375	0	NR	505	470	NR	635	562	NR	765	11	NR	895	0	NR
380	0	NR	510	513	NR	640	506	NR	770	9	NR	900	0	NR
385	0	NR	515	546	NR	645	452	NR	775	8	NR	905	0	NR
390	0	NR	520	571	NR	650	400	NR	780	7	NR	910	0	NR
395	1	NR	525	592	NR	655	352	NR	785	6	NR	915	0	NR
400	3	NR	530	606	NR	660	307	NR	790	5	NR	920	0	NR
405	6	NR	535	624	NR	665	267	NR	795	4	NR	925	0	NR
410	12	NR	540	642	NR	670	231	NR	800	4	NR	930	0	NR
415	22	NR	545	663	NR	675	199	NR	805	3	NR	935	0	NR
420	44	NR	550	686	NR	680	171	NR	810	3	NR	940	0	NR
425	83	NR	555	713	NR	685	146	NR	815	2	NR	945	0	NR
430	150	NR	560	745	NR	690	125	NR	820	2	NR	950	0	NR
435	267	NR	565	774	NR	695	106	NR	825	2	NR	955	0	NR
440	466	NR	570	806	NR	700	90	NR	830	1	NR	960	0	NR
445	804	NR	575	835	NR	705	76	NR	835	1	NR	965	0	NR
450	1000	NR	580	858	NR	710	65	NR	840	1	NR	970	0	NR
455	715	NR	585	875	NR	715	55	NR	845	1	NR	975	0	NR
460	492	NR	590	884	NR	720	47	NR	850	1	NR	980	0	NR
465	402	NR	595	880	NR	725	40	NR	855	1	NR	985	0	NR
470	288	NR	600	868	NR	730	34	NR	860	1	NR	990	0	NR
475	226	NR	605	844	NR	735	28	NR	865	1	NR	995	0	NR
480	227	NR	610	814	NR	740	24	NR	870	0	NR	1000	0	NR
485	248	NR	615	771	NR	745	20	NR	875	0	NR			

Summary

$R_f = 82.6$
 $R_g = 95.1$
 CIE $R_a = 80.6$
 $R_9 = -5.8$

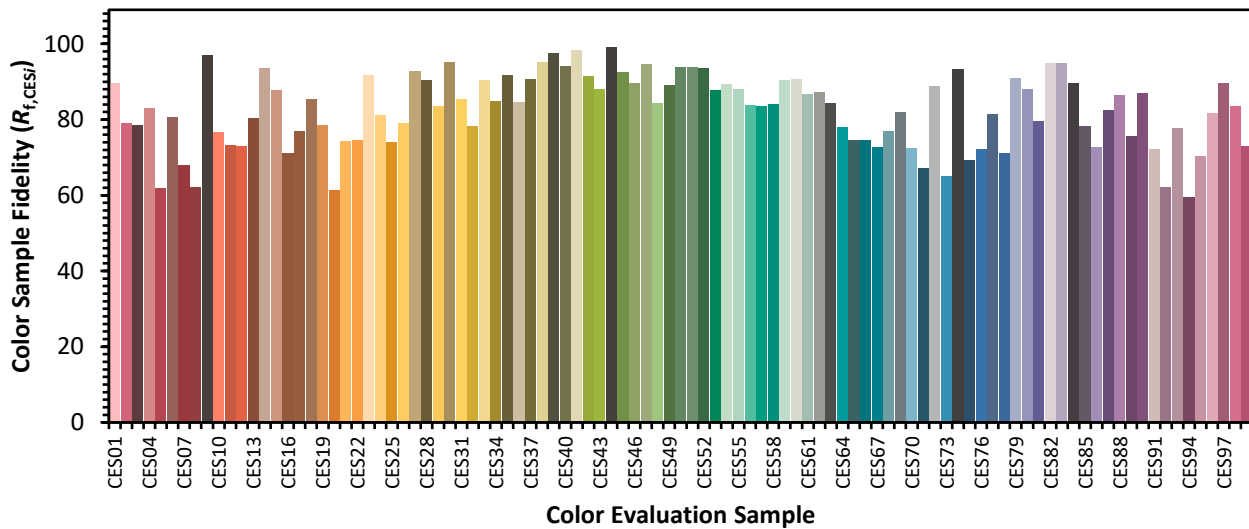


Color Vector Graphics



Individual Sample Fidelity Index ($R_{f,i}$)

CES01 = 85	CES26 = 79	CES51 = 94	CES76 = 72
CES02 = 61	CES27 = 93	CES52 = 94	CES77 = 82
CES03 = 31	CES28 = 90	CES53 = 88	CES78 = 71
CES04 = 69	CES29 = 83	CES54 = 89	CES79 = 91
CES05 = 48	CES30 = 95	CES55 = 88	CES80 = 88
CES06 = 50	CES31 = 86	CES56 = 84	CES81 = 80
CES07 = 40	CES32 = 78	CES57 = 84	CES82 = 95
CES08 = 39	CES33 = 90	CES58 = 84	CES83 = 95
CES09 = 29	CES34 = 85	CES59 = 90	CES84 = 90
CES10 = 74	CES35 = 92	CES60 = 91	CES85 = 78
CES11 = 57	CES36 = 85	CES61 = 87	CES86 = 73
CES12 = 63	CES37 = 91	CES62 = 87	CES87 = 83
CES13 = 42	CES38 = 95	CES63 = 84	CES88 = 86
CES14 = 74	CES39 = 98	CES64 = 78	CES89 = 76
CES15 = 71	CES40 = 94	CES65 = 75	CES90 = 87
CES16 = 46	CES41 = 98	CES66 = 75	CES91 = 72
CES17 = 49	CES42 = 92	CES67 = 73	CES92 = 62
CES18 = 56	CES43 = 88	CES68 = 77	CES93 = 78
CES19 = 71	CES44 = 99	CES69 = 82	CES94 = 60
CES20 = 65	CES45 = 93	CES70 = 72	CES95 = 70
CES21 = 86	CES46 = 90	CES71 = 67	CES96 = 82
CES22 = 78	CES47 = 95	CES72 = 89	CES97 = 90
CES23 = 91	CES48 = 84	CES73 = 65	CES98 = 84
CES24 = 90	CES49 = 89	CES74 = 93	CES99 = 73
CES25 = 71	CES50 = 94	CES75 = 69	



Color Rendition by Hue-Angle Bin



Measure Comparisons



(END OF REPORT)